



Global  
BY DRU

TRUE FLAMES FOR ALL

Gas fires with a perfect log flame effect,  
suitable for all house types



# Global by DRU Truflame burner® gas fires with impressive flames and numerous installation possibilities

The Global by DRU Truflame burner® range is a selection of attractive and affordable gas fires with multiple installation opportunities. All the fires feature the exclusive DRU Truflame burner®, which guarantees high, realistic flames with glowing hot embers, just like a real fire.

## INSTALLATION OPTIONS

**CF** Standard chimney  
installation

**BF** False chimneybreast or standard chimney  
installation (with chimney renovation kit)

**BF** Cavity wall  
installation

## WIDE RANGE WITH OTHER MODELS

In addition to the Truflame burner® range, Global by DRU comprises a further 9 balanced flue models with front, 2-sided and 3-sided variations. All Global by DRU gas fires meet the strictest quality requirements, complying with the latest international emissions and efficiency regulations.

## ALL MODELS HAVE THE FOLLOWING FEATURES

- Electronic remote control
- Choice of interior finishes
- Standard or Clear View (anti-reflective) glass
- Compatible with classic or contemporary fire surrounds
- Beautifully hand crafted, realistic logs



## GLOBAL 70XT BF AND CF

*Elegant and spacious.*



Scan this QR code  
for video of flames.


*Global 70XT BF or CF with surround and Classic Stone interior*



*Option with black interior*

### CLEAR VIEW GLASS

Replicates the appearance of a real, open fire.



*Clear View (anti-reflective) glass*


### INTERIOR FINISH

Customise your fire to match the interior of your home.

- Black: sleek design and ideal in combination with Clear View glass
- Ceraglass: The mirror effect creates extra depth in your fire
- Classic stone: a classic or country look, like the old brick fireplaces



*Black*



*Ceraglass*



*Classic stone*



## GLOBAL 55XT BF AND CF

*Stylish and compact.*



Scan this QR code  
for video of flames.

*Global 55XT BF or CF with surround and Classic Stone interior*



*Hole-in wall solution with optional frame and black interior*

### CHARACTERISTICS


- Balanced flue (BF), conventional flue (CF) or cavity wall options
- For UK class 1 chimney, false chimney or no chimney installation
- Suitable for traditional or new-build properties
- Compatible with a selection of fire surrounds
- Realistic DRU Truflame® fire effect with remote control
- High energy efficiency

**TO SEE THE FULL RANGE OF GLOBAL BY DRU GAS FIRES  
ON LIVE DISPLAY, FIND YOUR NEAREST DEALER BY VISITING  
[WWW.DRUFIRE.COM](http://WWW.DRUFIRE.COM)**

### FLUE TYPES


Conventional Flue (CF)

*Fits a standard  
Class 1 chimney  
with no ventilation  
points required in  
the room*



Balanced Flue (BF)

*Can be installed in a  
false chimneybreast  
adjacent to an  
outside wall, or into  
a Class 1 chimney  
using a chimney  
renovation kit*



## GLOBAL 55XT CAVITY BF

*Compact and versatile cavity wall gas fire.*



*Scan this QR code  
for video of flames.*

*Global 55XT Cavity BF with slimline fire surround and hearth*

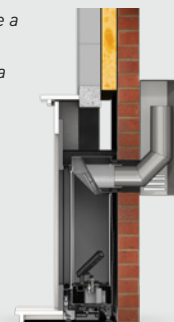
### CHARACTERISTICS

- Snorkel-shaped balanced flue (BF) with compact wall terminal
- For installation inside wall cavity
- Suitable for most properties built since the 1960s
- Fire fits flush to wall and takes up less space in the room
- Compatible with a selection of slimline fire surrounds
- Realistic Truflame® fire effect with remote control
- High energy efficiency

### FLUE TYPE

Balanced Flue (Cavity BF)

*Fits neatly inside a  
cavity wall and  
completed with a  
slimline fire  
surround*



## SELECT THE IDEAL GAS FIRE FOR YOUR HOME

COMBUSTION	CF – OPEN COMBUSTION	BF – CLOSED COMBUSTION	CAVITY BF – CLOSED COMBUSTION
Air intake	Draws air from the living space	Draws air from outside	Draws air from outside
Flue pipe	Extraction via a single pipe/liner	Extraction via concentric flue pipe	Extraction via concentric flue pipe
Installation options	Existing chimney class 1 only	No chimney, or class 1 chimney with chimney kit (subject to model width)	Cavity wall installation only (suitable for most homes built since the 1960s)
Gas fire	<ul style="list-style-type: none"> <li>Global 55XT CF</li> <li>Global 70XT CF</li> </ul>	<ul style="list-style-type: none"> <li>Global 55XT BF</li> <li>Global 70XT BF</li> </ul>	<ul style="list-style-type: none"> <li>Global 55XT Cavity BF</li> </ul>

## TECHNICAL SPECIFICATIONS

TECHNICAL DATA	NET CAPACITY (kW)		EFFICIENCY (%)	ENERGY EFFICIENCY CLASS	FLUE DIAMETER (mm)	SIZE (mm)	EXTERIOR		INTERIOR		CLEAR VIEW GLASS
	Natural gas G20	Propane G31					Black	Black	Ceraglass	Classic stone	
Global 55XT BF	4.6	4.4	92.7	A	150 /100	582 x 858 x 340	+	+	+	+	+
Global 55XT CF	3.7	-	74.4	D	100	578 x 729 x 345	+	+	+	+	+
Global 55XT Cavity BF	3.2	-	77.4	C	150 /100	667 x 855 x 255	+	-	+	-	+
Global 70XT BF	5.7	5.5	92.7	A	150 /100	815 x 939 x 340	+	+	+	+	+
Global 70XT CF	4.5	4.6	77.1	C	100	811 x 835 x 345	+	+	+	+	+

**Global**  
BY DRU

**Drugasar Ltd.**  
Deans Road | Swinton  
Manchester | M27 0JH  
United Kingdom  
T. +44 (0)161 - 793 8700  
F. +44 (0)161 - 727 8057  
E. info@drufire.co.uk  
www.drufire.com

Dealer



www.drufire.com



BY APPOINTMENT OF  
THE COURT OF THE NETHERLANDS

since  
**1754**



FSC  
www.fsc.org

MIX

Paper from  
responsible sources  
FSC® C11222



Global by DRU is a trademark of DRU Verwarming B.V. Subject to changes. The colours in this brochure may vary from the actual products. Nothing in this publication may be used without prior written consent from DRU Verwarming B.V.